

CNB1302 (ON2170)

Reflective photosensor

Non-contact point SW, object sensing

Overview

CNB1302 is a small, thin reflective photosensor consisting of a high efficiency GaAs infrared light emitting diode which is integrated with a high sensitivity Si phototransistor in a single resin package.

Features

- Ultraminiature, thin type: 2.7 mm × 3.4 mm (height: 1.5 mm)
- Visible light cutoff resin is used
- Fast response: t_r , t_f = 20 μ s (typ.)
- Easy interface for control circuit

Applications

- Control of motor and other rotary units
- Detection of position and edge
- Detection of paper, film and cloth
- Start, end mark detection of magnetic tape

Absolute Maximum Ratings $T_a = 25^\circ\text{C}$

Parameter	Symbol	Rating	Unit
Input (Light emitting diode)	Reverse voltage	V_R	3
	Forward current	I_F	50
	Power dissipation	P_D	75
Output (Photo transistor)	Collector-emitter voltage (Base open)	V_{CE0}	30
	Emitter-collector voltage (Base open)	V_{ECO}	5
	Collector current	I_C	20
	Collector power dissipation	P_C	50
Temperature	Operating ambient temperature	T_{opr}	-25 to +85
	Storage temperature	T_{stg}	-30 to +100

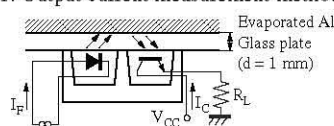
Electrical-Optical Characteristics $T_a = 25^\circ\text{C} \pm 3^\circ\text{C}$

Parameter	Symbol	Conditions	Min	Typ	Max	Unit
Input characteristics	Forward voltage	V_F $I_F = 50$ mA		1.3	1.5	V
	Reverse current	I_R $V_R = 3$ V		0.01	10.00	μ A
	Terminal capacitance	C_t $V_R = 0$ V, $f = 1$ MHz		30		pF
Output characteristics	Collector-emitter cutoff current (Base open)	I_{CE0} $V_{CE} = 10$ V			200	nA
Transfer characteristics	Collector current *1,2	I_C $V_{CC} = 5$ V, $I_F = 10$ mA, $R_L = 100$ Ω , $d = 1$ mm	90		880	μ A
	Dark current	I_D $V_{CC} = 5$ V, $I_F = 10$ mA, $R_L = 100$ Ω			200	nA
	Collector-emitter saturation voltage	$V_{CE(sat)}$ $I_F = 20$ mA, $I_C = 0.1$ mA			0.4	V
	Rise time	t_r $V_{CC} = 5$ V, $I_C = 0.1$ mA		20		μ s
	Fall time	t_f $R_L = 100$ Ω		20		μ s

Note) 1. Input and output are handled electrically.

2. This product is not designed to withstand radiation

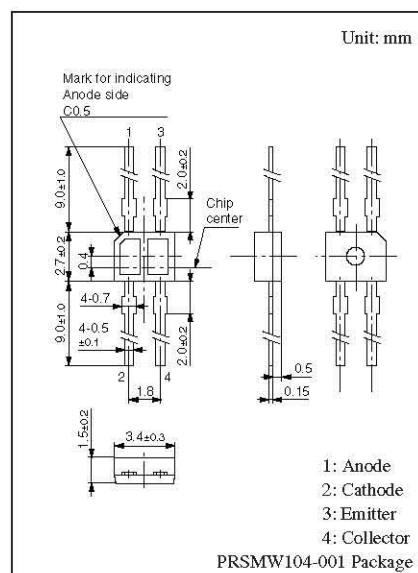
3. *1: Output current measurement method

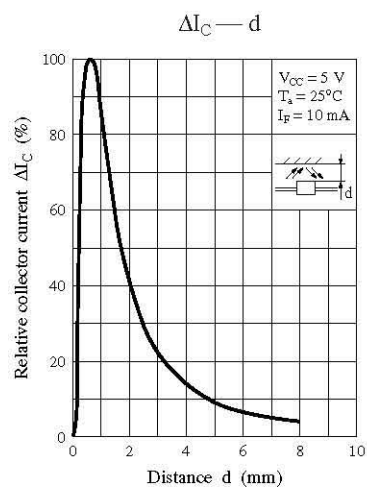
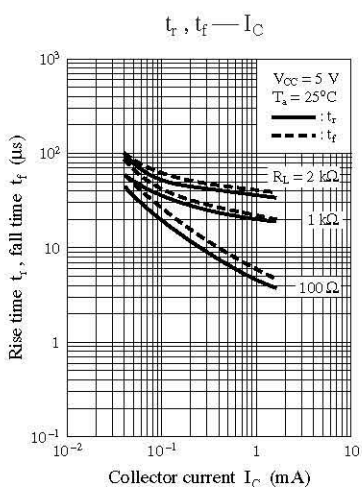
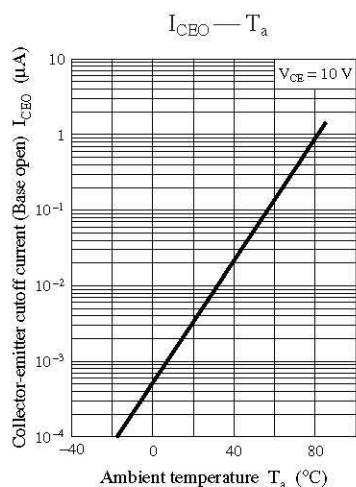
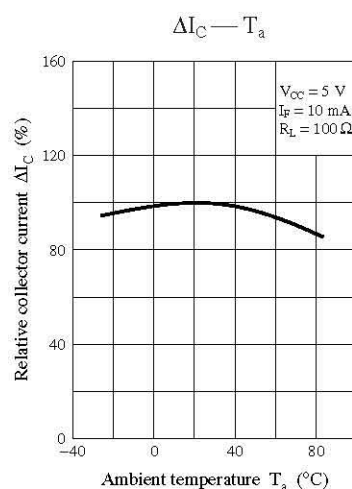
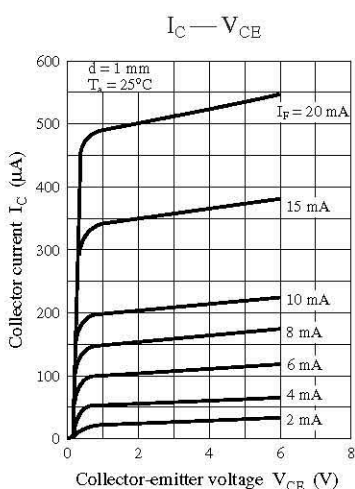
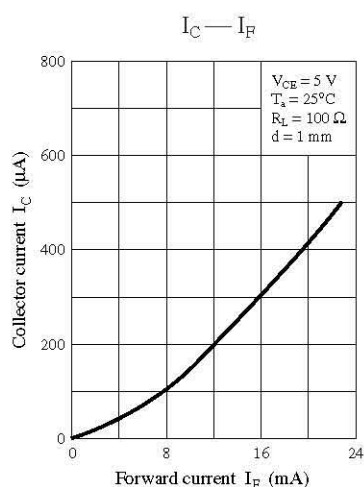
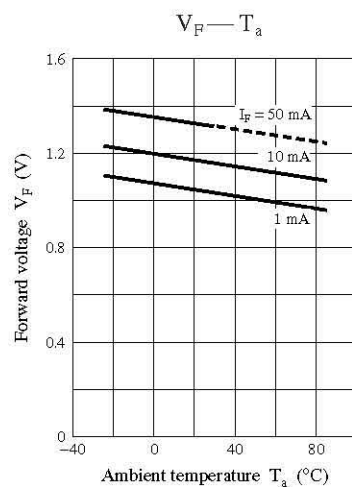
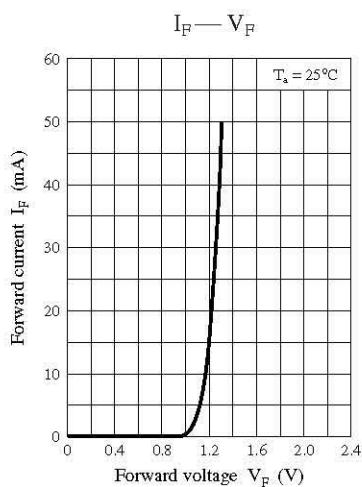
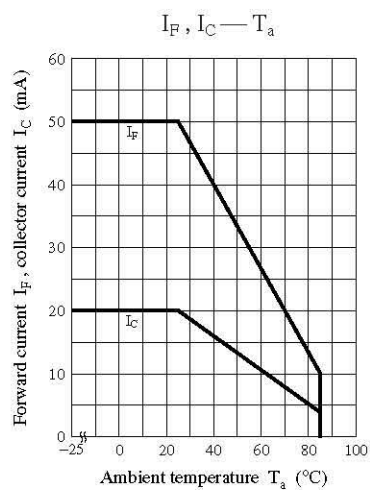


*2: Rank classification

Rank	Q	R	S
I_C (μ A)	90 to 220	180 to 440	360 to 880
Color	Orange	White	Blue

Note) The part number in the parenthesis shows conventional part number.





Caution for Safety

 **DANGER**

■ This product contains Gallium Arsenide (GaAs).

GaAs powder and vapor are hazardous to human health if inhaled or ingested. Do not burn, destroy, cut, cleave off, or chemically dissolve the product. Follow related laws and ordinances for disposal. The product should be excluded from general industrial waste or household garbage.

Request for your special attention and precautions in using the technical information and semiconductors described in this material

- (1) An export permit needs to be obtained from the competent authorities of the Japanese Government if any of the products or technical information described in this material and controlled under the "Foreign Exchange and Foreign Trade Law" is to be exported or taken out of Japan.
- (2) The technical information described in this material is limited to showing representative characteristics and applied circuits examples of the products. It neither warrants non-infringement of intellectual property right or any other rights owned by our company or a third party, nor grants any license.
- (3) We are not liable for the infringement of rights owned by a third party arising out of the use of the technical information as described in this material.
- (4) The products described in this material are intended to be used for standard applications or general electronic equipment (such as office equipment, communications equipment, measuring instruments and household appliances).
Consult our sales staff in advance for information on the following applications:
 - Special applications (such as for airplanes, aerospace, automobiles, traffic control equipment, combustion equipment, life support systems and safety devices) in which exceptional quality and reliability are required, or if the failure or malfunction of the products may directly jeopardize life or harm the human body.
 - Any applications other than the standard applications intended.
- (5) The products and product specifications described in this material are subject to change without notice for modification and/or improvement. At the final stage of your design, purchasing, or use of the products, therefore, ask for the most up-to-date Product Standards in advance to make sure that the latest specifications satisfy your requirements.
- (6) When designing your equipment, comply with the guaranteed values, in particular those of maximum rating, the range of operating power supply voltage, and heat radiation characteristics. Otherwise, we will not be liable for any defect which may arise later in your equipment.
Even when the products are used within the guaranteed values, take into the consideration of incidence of break down and failure mode, possible to occur to semiconductor products. Measures on the systems such as redundant design, arresting the spread of fire or preventing glitch are recommended in order to prevent physical injury, fire, social damages, for example, by using the products.
- (7) When using products for which damp-proof packing is required, observe the conditions (including shelf life and amount of time let standing of unsealed items) agreed upon when specification sheets are individually exchanged.
- (8) This material may be not reprinted or reproduced whether wholly or partially, without the prior written permission of Matsushita Electric Industrial Co., Ltd.