

## Proximity reed switch without mounting kit

### Type SMEO-1

heat-resistant design:

### Type SMEO-1-S6-B

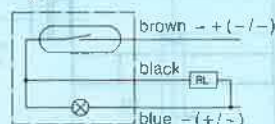


with additional yellow LED:

### Type SMEO-1-LED-24

with cable 5 m long


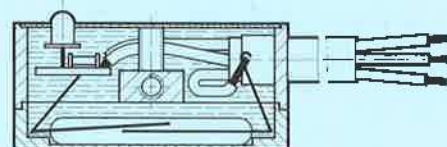
### Type SMEO-1-LED-24-K5



\* activated by permanent magnet

On approaching a magnetic field (e.g. permanent magnet on the piston of the cylinder), the proximity switch emits an electrical signal. The electrical connections are cast into the switch. In the case of type SMEO-1-LED-24, switching status is indicated by LED.

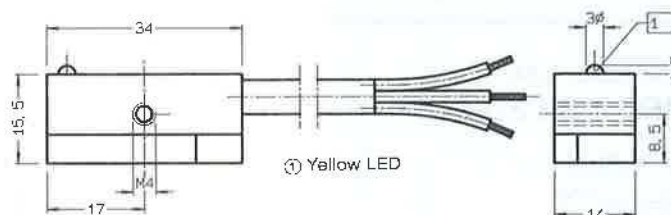
Example: Type SMEO-1-LED-24



SMEO-1



SMEO-1-LED-24



These reed switches are used for non-contacting position indication on FESTO A series cylinders. They can also be used in other cases where a magnetic field is available to trigger a signal.

Function details and notes, see sheet 1.352

Mounting kits, see sheet 1.372.1

### Test lamp Type SME-1-L



The test lamp is used to check the function of the reed switch Type SME-1 and SMEO-1-S6-B. The switch can be tested alone or when mounted on the cylinder. When the switch contact is actuated, the test lamp lights.

Order code	Part no./type	11880 SMEO-1	11882 SMEO-1-S6-B	11881 SMEO-1-LED-24	14004 SMEO-1-LED-24-K5
	Test lamp	6744 SME-1-L		—	
Colour code		Socket connection black cable grey	Socket connection orange cable black	Socket connection black cable grey, LED	
Medium		Magnetic field and electrical current			
Design		Normally open reed switch activated by means of magnetic field			
Mounting		With mounting kit for mounting rod or DUO-rail on cylinders			
Connection 3-core cable		2.5 m long			5 m long
Max. switching capacity		40 W/VA			
Max. switching current		2.0 A			
Max. switching voltage		220 V DC/AC		24 V ± 10% <sup>0°C</sup> <sub>AC</sub>	
Max. permissible voltage peaks		550 Vs (protective circuit, see next page)			
Conductance		100 m (ohms)			
Reproducible switching accuracy		± 0.1 mm			
Switching frequency		max. 500 Hz			
Switching time		≤ 2 ms			
Degree of protection in accordance with		IP 66			
Temperature range	Fixed wiring Flexible wiring	− 20 to + 60 °C − 5 to + 60 °C	− 5 to + 120 °C	− 20 to + 60 °C − 5 to + 60 °C	
Materials		Housing: die-cast zinc, polyamide; reed switch: cast in epoxy resin			
Weight		0.135 kg	0.195 kg	0.135 kg	0.220 kg

## Proximity reed switch without mounting kit

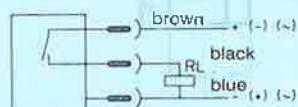
Plug-in version

### Type SMEO-1-S-24



with additional yellow LED:

### Type SMEO-1-S-LED-24



\* activated by permanent magnet

With type SMEO-1-S-LED-24, the switching state is indicated by a light emitting diode. The yellow LED indicator lights up upon activation. The switch is polarity safe and has a built-in protective circuit against inductive switch-off peaks.

#### Accessories:

Mounting kits, see sheet 4.520.1

Lead with plug for proximity switch with socket:

Connection socket, angled 90° (WD) or straight (GD).

Order code:

15678 SIM-K-WD-2.5 length of lead 2.5 m

15679 SIM-K-GD-2.5

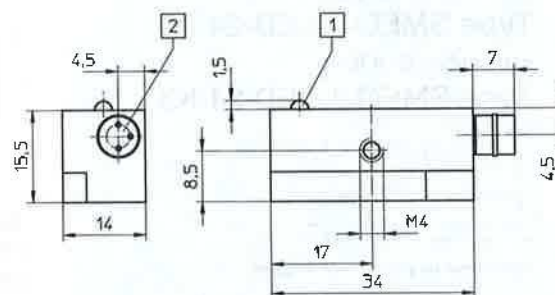
15239 SIM-K-WD-5 length of lead 5 m

15240 SIM-K-GD-5

SMEO-1-S-24



SMEO-1-S-LED-24



- 1 LED indicator
- 2 Plug connection

These proximity switches are used for contactless position sensing with FESTO cylinders series "A". They are used also in other cases where there is a magnetic field which can be used for triggering a signal.

Function details and notes, see sheet 1.352

#### Testlamp Type SME-1-L



The testlamp is used for checking the functioning of proximity switches, Type SMEO-1-S-24. The switch may be tested on its own or attached to the cylinder. When the switching contact is activated, the lamp is lit up.

Order code	Part no./type	30298	30295
		SMEO-1-S-24	SMEO-1-S-LED-24
	Test lamp	6744 SME-1-L	—
Characteristics		Switch socket black	Switch socket black LED
Medium		Magnetic field and electrical current	
Design		Electric signal generator for contactless position by magnetic field	
Mounting mode		With clamping bracket on mounting rail or DUO/profile rail	
Connection		Plug connection	
Max. switching capacity		40 W/VA	
Max. switching current		2.0 A	
Max. switching voltage		24 V ± 20% <sup>DC</sup> <sub>AC</sub>	24 V ± 10% <sup>DC</sup> <sub>AC</sub>
Max. conductance		200 mΩ	100 mΩ
Reproducible switching accuracy		± 0.1 mm	
Switching frequency		max. 500 Hz	
Switching time		≤ 2 ms	
Degree of protection		IP 66	
Temperature range		− 20 to + 60 °C	
Materials		Housing: Zn die casting; reed switch: cast in epoxy resin	
Weight		0.100 kg	